



APPRENTICESHIP ANALYSER

RCU
APPRENTICESHIP
ANALYSER
LINKING DETAILED
APPRENTICESHIPS
DATA TO
EMPLOYMENT
DEMAND



INFORMED
STRATEGIC
DECISIONS



ASSOCIATION
OF COLLEGES

ABOUT THE APPRENTICESHIP ANALYSER



**ASSOCIATION
OF COLLEGES**

The Apprenticeship Analyser has been designed by RCU in partnership with the Association of Colleges specifically to meet the needs of AoC member colleges.

The Apprenticeship Analyser offers unique and valuable information on the apprenticeship market in your local and wider area. Within the online tool, apprenticeships are linked to LMI and relevant occupations enabling you to compare skills supply and employment demand in the area to better inform planning and development of your apprenticeship offer.

The online tool presents powerful data such as your organisation's market share, apprenticeship volumes and trends, by subject area, programme level and even down to individual frameworks and pathways. Detailed provider lists also show who else delivers apprenticeships in your area and how their quality of provision compares.

Within the online tool, apprenticeships are linked to relevant occupations enabling you to compare skills supply and employment demand in the area to better inform planning and development of your apprenticeship offer.

The Apprenticeship Analyser is available to AoC member colleges on an annual subscription basis.

All data included in the tool comes from the latest available validated data sources including information from the UKCES / BIS, employer surveys, the Office for National Statistics, the Individualised Learner Records and Local Enterprise Partnerships.

BENEFITS OF THE APPRENTICESHIP ANALYSER

- Helps identify opportunities for growth or new development of apprenticeships
- Helps to ensure that your college apprenticeship offer meets the needs of employers
- Designed specifically for UK further education colleges
- Includes detailed information on apprenticeships, occupations, industries and skills shortages
- Easy to use graphical online tool
- Includes competitor analysis and quality indicators
- Unlimited number of user logins.

KEY FEATURES



Apprenticeship frameworks and pathways linked to jobs




New apprenticeship standards included as they become available



Competitor analysis at subject level



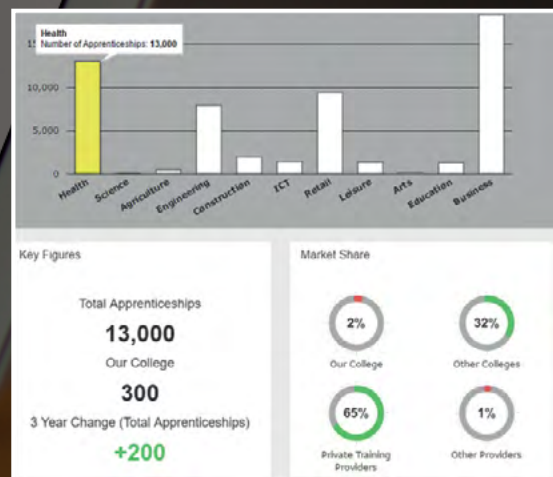
Market share and rank within the local area



Curriculum design linked to skills supply and demand

Apprenticeship Analyser

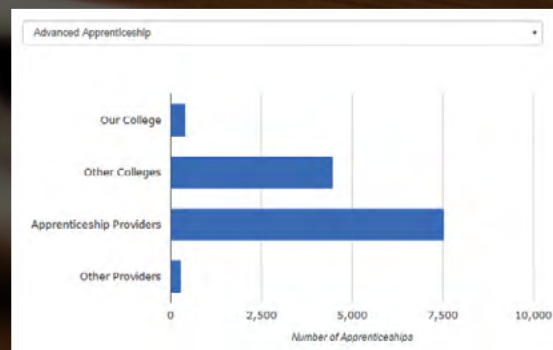
- Apprenticeship volumes by subject area, framework, level and pathway
- Your college's market share compared to other providers
- 3 Year trends
- Competitor analysis including top-50 apprenticeship providers in your area by subject
- A comparison of achievement rates, Ofsted scores, Learner & Employer Satisfaction scores with competitors
- Compare apprenticeship demand by age band and level with other providers
- All apprenticeship frameworks linked to relevant occupations to show employment demand.



Area Summary

This provides a high-level summary of all apprenticeships, skills shortages and occupations in your local and wider area. The Area Summary page includes:

- Top occupations (by current and future projections)
- Fastest growing occupations
- Skills shortages and hard to fill vacancies
- LEP priority sectors
- Employment by Industry
- Largest apprenticeships by subject (SSA-2) and framework
- Apprenticeship delivery by provider type
- Occupation and apprenticeships concentration and Index
- School Leaver Projections
- Employment by highest qualification level.

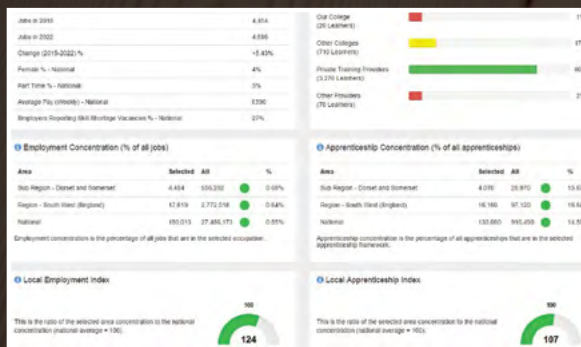


KEY FEATURES

Skills Supply vs Skills Demand

The Apprenticeship Analyser contains a unique dashboard which enables you to view employment demand information side by side with apprenticeship delivery information. This includes:

- Comparison of skills supply to demand
- Local concentrations compared to national averages
- Growth occupations
- Skills shortages
- Apprenticeship volumes and market share.



Occupations

This provides detailed information about all occupations (SOC 4) within the selected local area, LEP and region, including:

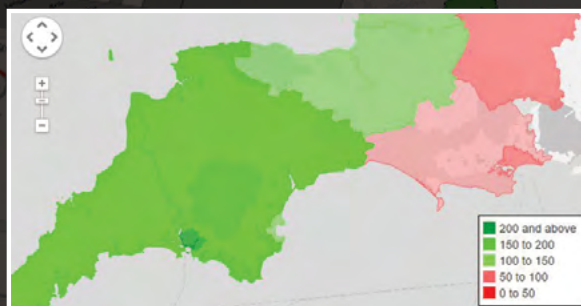
- Employment change
- Qualification levels
- Gender
- Employment status
- Skills shortages and hard to fill vacancies
- Average earnings.



Online Maps

The maps present a highly visual and unique profile of your region to show:

- Occupation volumes (2 digit and 4 digit SOC level)
- Apprenticeship volumes (by SSA-2)
- Your college's market share of apprenticeships
- Employment by industry volumes.



INFORMED
STRATEGIC
DECISIONS

RCU, Unit 3, Tustin Court, Port Way,
Ashton on Ribble, Preston PR2 2YQ

www.rcu.co.uk

01772 734855 | enquiries@rcu.co.uk